

"Dead End / Safe haven"

Craig Faw  
for


Vonnegut Collective  
may  
2016


explanation:


### Notation

- $\& \{$  = 1/2 - 1 seconds
- $\& \{.$  = 3/4 - 1 1/2 seconds
- $\& \{ \_$  = 2 - 4 seconds
- $\& \{ \_ \_$  = 3 - 6 seconds

$\times$  = extended technique to achieve a stop or aggressive hit i.e. 'Bartok pizz.' or col legno etc.


 = swift & uneven


 = bracketed notes are optional on an individual level




↳ repeat/continue beamed phrase for duration of squiggly line

### Open-form parameters

 = roll die to determine nr. of repeats or other parameters as instructed  
↳ a small & pleasant sounding table might be nice to roll on...

 = Regrouping point  
wait here for fellow travellers before moving on


 = large repeat brackets indicate single repeated section

### "Tape"

each performer requires an audio device on stage - preferably a 'lo-fi' stereo

Tracks #1-6 or triggered ('one-shot') individually as dictated by the die

The remaining tracks will preferably be played over loudspeakers front-of-house or from another location rather than the stage (i.e. gallery or rear of room)

On hearing track #7 all performers should commence , starting individually when ready

C-score

# "Dead End / Safe Haven?"

Craig Fenn 2016

**a**

soft tone  
mp  
dice = x rep.  
pp  
mp  
dice = x rep.  
pp

Detailed description: This section consists of two staves of music. The first staff begins with a dynamic marking of *mp* and a 'soft tone' instruction. It features a melodic line with a bracketed section of sixteenth notes. A 'dice = x rep.' instruction is placed above a measure. The staff concludes with a *pp* dynamic marking and a fermata. The second staff starts with a *pp* dynamic marking, followed by a melodic line with a bracketed section of sixteenth notes. Another 'dice = x rep.' instruction is present. The staff ends with a *pp* dynamic marking and a fermata.

mp  
dice = x rep.  
pp

Detailed description: This is a continuation of the first staff from section 'a'. It starts with a *mp* dynamic marking and a melodic line with a bracketed section of sixteenth notes. A 'dice = x rep.' instruction is placed above a measure. The staff concludes with a *pp* dynamic marking and a fermata, which is connected to the start of section 'b'.

**b**

High  
Medium  
Low  
sfz p f p f sfz  
dice  
-add = no rep.  
-even = x amount of times  
dice  
-add = no rep.  
-even = x times

Detailed description: This section is written on a grand staff with three staves labeled 'High', 'Medium', and 'Low'. The dynamics are *sfz*, *p*, *f*, *p*, *f*, *sfz*. There are two 'dice' instructions with the same sub-conditions: '-add = no rep.' and '-even = x amount of times'. The section ends with a fermata.

**b<sup>2</sup>**

dice  
-add = no rep.  
-even = x times  
dice sim.  
dice  
1-4 = C<sup>1</sup>  
5-6 = C<sup>2</sup>

Detailed description: This section is written on a grand staff with three staves. The dynamics are *n*, *f*, *p*, *f*, *p*, *sfz*, *p*, *f*, *p*, *f*. There are three 'dice' instructions. The first two have sub-conditions: '-add = no rep.' and '-even = x times'. The third is labeled 'dice sim.'. To the right, a legend indicates: '1-4 = C<sup>1</sup>' and '5-6 = C<sup>2</sup>'. The section ends with a fermata.

"Deal End / Safe Haven?" pg. 2

**C1**

dice  
- play heads #1-6  
legato energico  
con sord.  
mf

dice sim.

choke  
sfz  
return to **b2**

**C2**

dice  
- play heads #1-6  
legato energico  
con sord.  
mf

staccato  
senza sord.  
p

mp

f

dice sim.

legato energico  
con sord.  
mf

mp dim. p

start tape #7

↳ possible insert point for result of workshop

"DeadEnd/safe track?" p. 3

join in individually after track #7 begins  
soft tone (w/ long reverb & delay if poss.)

**d**

odds  
evens

tent

mp

staccato

mp

repeat until end of track #7 → **e**

**e**

Aspenivo

Tutti; start together

(individual time)

(individual)

High  
Medium  
Low

ppp

pp < p >

pp < p > ppp

sfz

mp < mf > p

pp p

(individual)

H  
M  
L

mp < mf > p

mf

pp

cresc.

mf

> p

H  
M  
L

f

cresc.

ff

sempre ff

start tape #8 → **f**

**f**

take your pick from the chords, more individually

repeat till end & fade out

morendo al fine

p soft tone